








## Professional Refinisher's Spray Gun Reference Guide

www.devilbiss.com – Check out our web site for spray gun setup recommendations for the newest materials and equipment. The charts are in PDF format for your printing convenience.

# DEVILBISS®

### HVLP Spray Guns

Gravity	Gravity	Gravity	Suction	Gravity
<b>GTi Millennium</b>	<b>GTi</b>	<b>OMX</b>	<b>GTi</b>	<b>Prime Time</b>
				
<b>MAX 30 PSI</b>				<b>MAX 40 PSI</b>



### National Rule Products

#### Pretreatment

283-150 1:1:30%	Fluid Tip Size (mm)	1.3	1.4	1.6 - 1.8	1.6 - 1.8	1.6
283-160 1:1	Air Cap No.	2000	100	100	100	10
	Air Cap Pressure (PSI)	6 - 10	6 - 10	6 - 10	8 - 10	7 - 10
	Inlet Pressure (PSI)	20 - 30	20 - 30	20 - 30	25 - 30	30 - 40

#### Primer / Sealer

285-0 2:1:30%	Fluid Tip Size (mm)	1.3 - 1.5	1.4 - 1.6	1.6 - 1.8	1.8 - 2.2	1.6 - 1.8
285-60 2:1:1	Air Cap No.	2000	100	100	100	10
285-95 2:1:30%	Air Cap Pressure (PSI)	6 - 10	6 - 10	6 - 10	8 - 10	7 - 10
285-28 2:1:1/4:2:2:1	Inlet Pressure (PSI)	20 - 30	20 - 30	20 - 30	25 - 30	30 - 40
283-150 1:1:30%						
283-160 1:1						

#### Primer / Surfacer

70-2 1:1:30%	285-60 4:1:1	Fluid Tip Size (mm)	1.3 - 1.5	1.4 - 1.6	1.6 - 1.8	1.8 - 2.0	1.6 - 1.8
76-71 RFU	285-81 4:1:10%	Air Cap No.	2000	100	100	100	10
285-16 4:1:1	285-95 4:1:1	Air Cap Pressure (PSI)	6 - 10	6 - 10	6 - 10	8 - 10	7 - 10
285-21 4:1:1	285-100 4:1:1	Inlet Pressure (PSI)	20 - 30	20 - 30	20 - 30	25 - 30	30 - 40
285-22 4:1:15%	801-1552 2:1:30%						
285-50 4:1:1	801-1871 2:1:25%						

#### Basecoat

Basecoat Metallic	Fluid Tip Size (mm)	1.3 - 1.5	1.4 - 1.6	1.6 - 1.8	1.8 - 2.0	
55 Line 50-100%	Air Cap No.	2000	100	100	100	
90 Line Innovative	Air Cap Pressure (PSI)	6 - 10	6 - 10	6 - 10	8 - 10	
Waterborne	Inlet Pressure (PSI)	20 - 30	20 - 30	20 - 30	25 - 30	

#### Single Stage

UNO-HD 4:1:1	Fluid Tip Size (mm)	1.3 - 1.5	1.4 - 1.6	1.6 - 1.8	1.8 - 2.0	
Color	Air Cap No.	2000	100	100	100	
	Air Cap Pressure (PSI)	8 - 10	8 - 10	8 - 10	8 - 10	
	Inlet Pressure (PSI)	25 - 30	25 - 30	25 - 30	25 - 30	

#### Clearcoats

923-41 2:1	923-155 2:1:30%	Fluid Tip Size (mm)	1.3 - 1.5	1.4 - 1.6	1.6 - 1.8	1.8 - 2.0
923-43 2:1	923-200 2:1	Air Cap No.	2000	100	100	100
923-57 2:1:10%	923-355 2:1	Air Cap Pressure (PSI)	8 - 10	8 - 10	8 - 10	8 - 10
923-94 2:1:10%	923-455 2:1:10%	Inlet Pressure (PSI)	25 - 30	25 - 30	25 - 30	25 - 30