








Professional Spray Systems Setups

ZOLATONE®

AUTOMOTIVE, INDUSTRIAL & MARINE DIVISION

DEVILBISS® BINKS®

Zolatone® is always recommended to be sprayed using the GTI-620S. Cups/Tanks based on desired fluid container size.

	GTI-620S*	KB-555	83C-220	83G-520	Accessories
					
2 Quart	X	X			KB-4006 (6' air & fluid hoses) KK-5051 (disposable liners-20 liners & lids, 3 rings) HAV-501 (air adjusting valve)
2 Gallon (Actual 2.7 Gallon)	X		X		HA-2125 (25' 5/16" air hose) HA-7325 (25' 3/8" fluid hose) PT-78-K10 (tank liner, kit of 10 each) HAV-501 (air adjusting valve)
5 Gallon (Actual 9.8 Gallon)	X			X	HA-2125 (25' 5/16" air hose) HA-7325 (25' 3/8" fluid hose) PTL-408-K20 (tank liner, kit of 20 each) HAV-501 (air adjusting valve)

* Remove siphon cup to enable gun to be used for pressure setup.
GTi spray gun is supplied with both a 2.0 and 2.2 fluid tip.
We recommend using the 2.2 fluid tip.

Recommended Settings	Air Pressure	Fluid Pressure
Background Material	30 psi	12-15 psi
Texture Coat	20 psi	12-15 psi

Equipment

For more details visit <http://www.itwdevilbiss.com/> or call
1 (800) 445-3988 for Automotive Refinishing assistance
1 (800) 338-4448 for Industrial Finishing assistance

Spraying Zolatone

For more details visit <http://www.zolatoneaim.com/> or call
1 (800) 264-8302 and ask for "Zolatone Automotive Customer Service"

Zolatone Automotive, Industrial & Marine

A Division of Surface Protection Industries International
3360 E. Pico Blvd. Los Angeles, California 90023

©Surface Protection Industries, International 2000

